

## Bookbinding processing of brochure covers

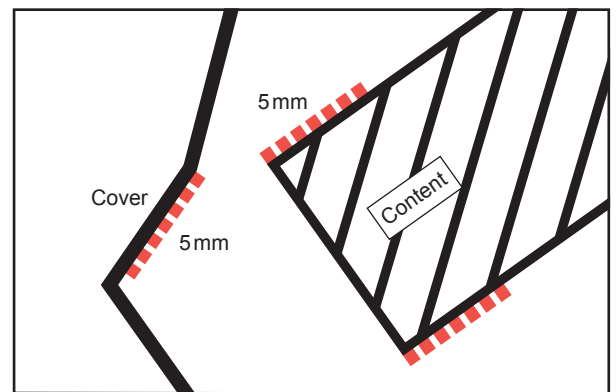
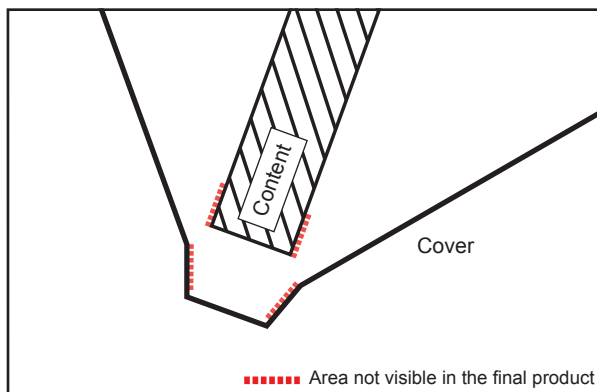
Date: May 2017

### 4-page covers

In the case of 4-page covers it must be noted that approx. 5 mm of the inner pages of the cover and the first/last content page will not be visible.

This is the area where the glue holds the cover and the content block together.

Overview



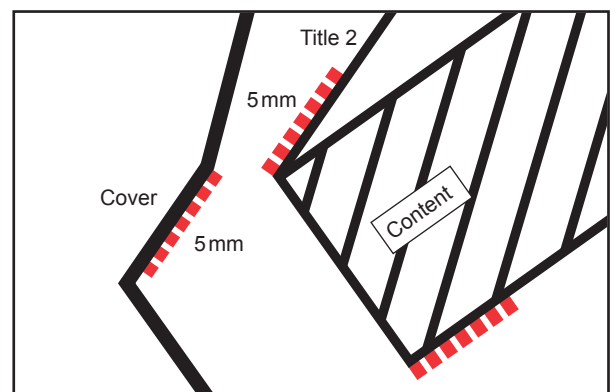
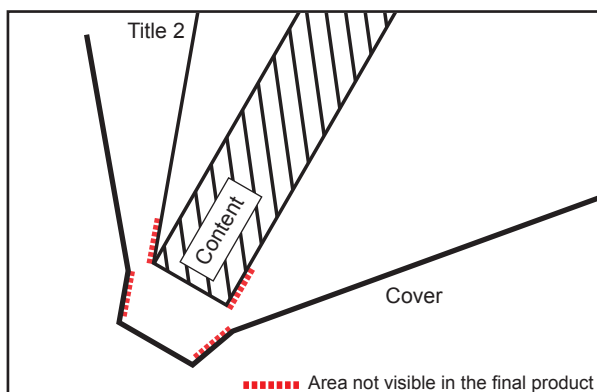
### 6 and 8-page covers

In the case of 6 to 8-page covers, there are different production options available. Two of these are shown as examples here.

#### Example 1

Example 1 shows a »Title 2«, which is bound as the insert before the content block. The cover is then to be considered in the same way as for a 4-page cover.

On the inner pages of the cover, like on the first and last page of the block, approx. 5 mm will not be visible.



## Example 2

Example 2 shows a 6 or 8-page cover like those that can be produced for personalised covers, for example.

In this example, »Title 2« is 2.5 mm shorter than the content pages. During inline production, the cover is bonded to this »Title 2« and the whole part-product is later bonded around the content block.

Here approx. 5 mm on the cover inner pages as well as on »Title 2«, the corresponding back title page and the first and last content page are not visible on the end product.

**The non-visible areas must be taken into consideration accordingly during design. Please contact your personal customer consultant if you have any questions.**

